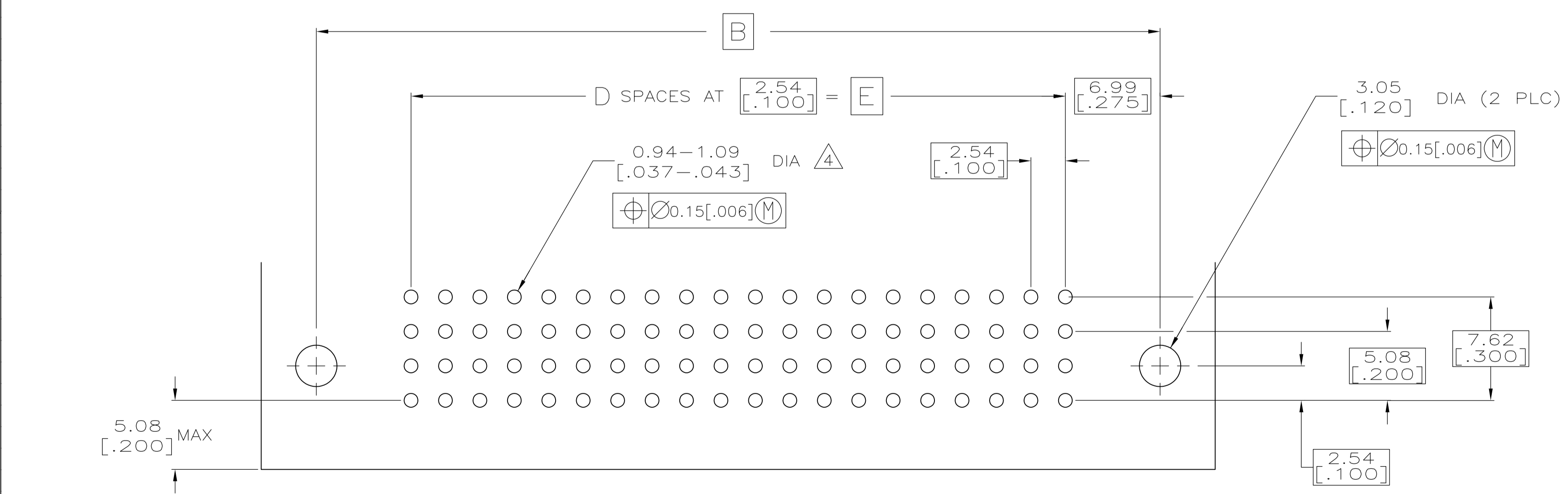
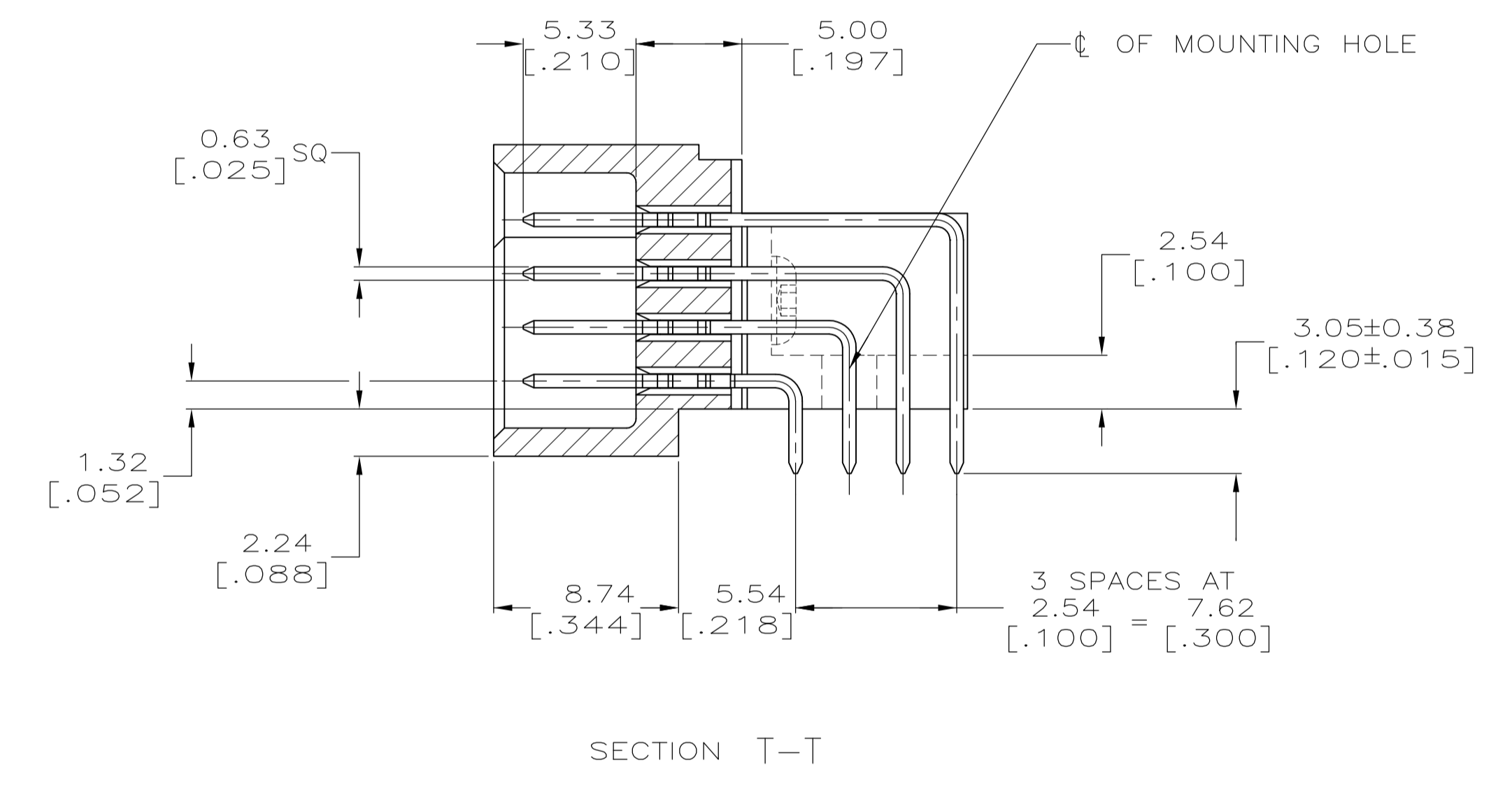
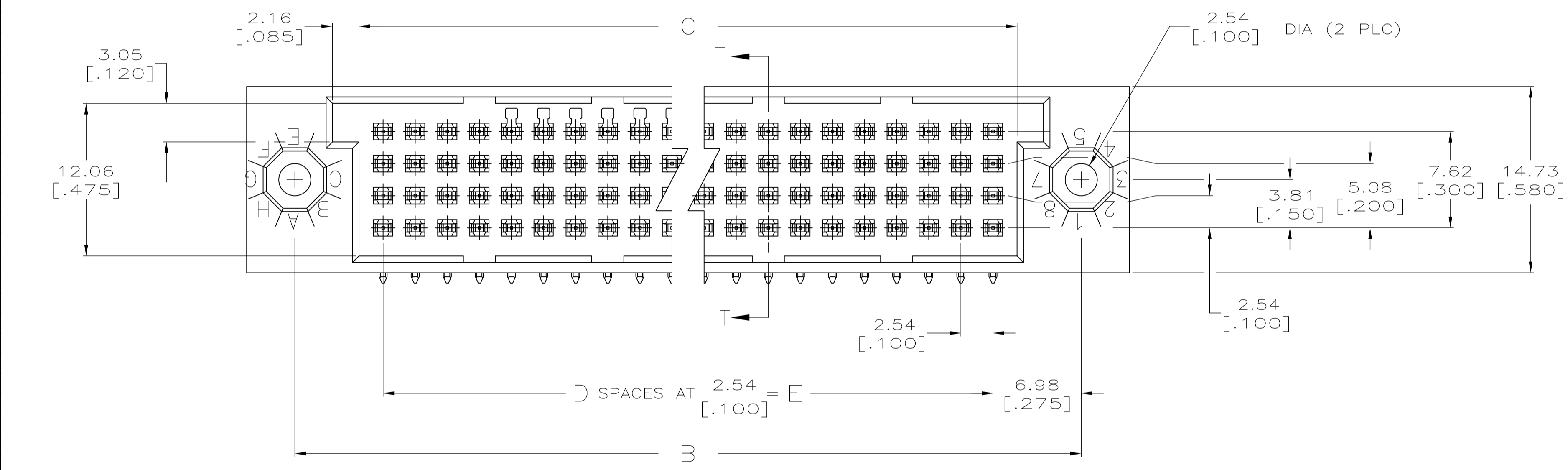
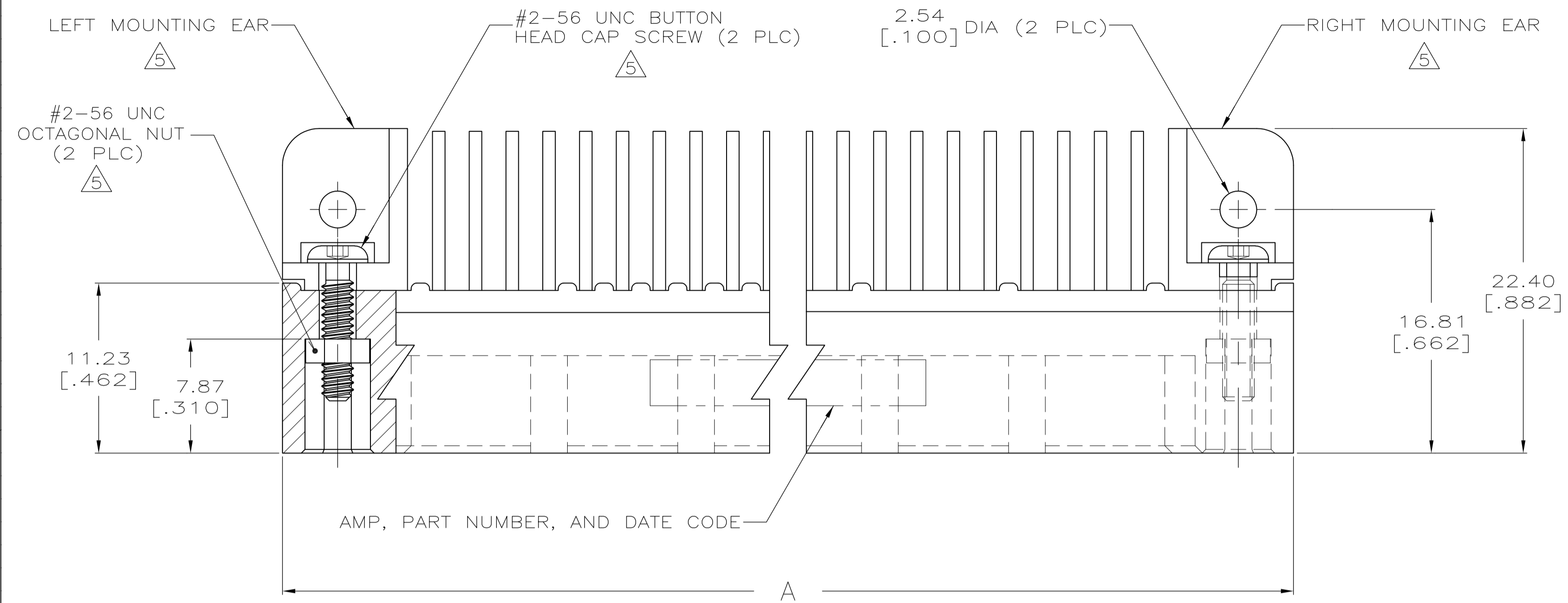


LOC		DIST		REVISIONS			
P	LTR	DESCRIPTION	DATE	DWN	APVD		
01		REVISED PER ECO-10-000444	15JAN10	KK	AEG		



THIS DRAWING IS A CONTROLLED DOCUMENT.		DIN J. POLIGNONE 03MAR05	Tyco Electronics Corporation Harrisburg, Pa 17105-3608
DIMENSIONS: mm [INCHES]		CHK A. SHARPE 01/22/92	
TOLERANCES UNLESS OTHERWISE SPECIFIED:		APVD A. SHARPE 03MAR05	NAME ASSEMBLY, PIN, RIGHT ANGLE, HDI, LEAD-FREE, 4 ROW, WITHOUT GUIDES, 3.05[.120] SOLDER POSTS
0 PLC ± -	1 PLC ± -	2 PLC ± -	APPLICATION SPEC
3 PLC ± 0.13 [.005]	4 PLC ± -	ANGLES ± -	SIZE A1
MATERIAL		FINISH	WEIGHT
CUSTOMER DRAWING		SCALE 4:1	SHEET 1 OF 2

- ① HOUSING MATERIAL: THERMOPLASTIC.
- ② CONTACT MATERIAL: COPPER ALLOY.
- ③ CONTACT FINISH: .00127-.00254 [.000050-.000100] NICKEL UNDERPLATE ALL OVER; .00076 [.000030] GOLD PLATE IN CONTACT AREA, TIN PLATED SOLDER TAILS.
- ④ RIGHT ANGLE PIN RECOMMENDED P.C. BOARD HOLE SIZES ARE 0.94-1.09 [.037-.043]; RECOMMENDED PAD DIA IS 1.52 [.060].
- ⑤ MOUNTING EARS AND HARDWARE PURCHASED SEPARATELY, KIT PART NUMBER 533050-1.
- ⑥ HOUSINGS WITH CENTER MOUNTING ARE RECOMMENDED FOR ASSEMBLIES WITH 75 CONTACTS PER ROW OR MORE.
- ⑦ OBSOLETE PARTS: OBSOLETE CIS STREAMLINING PER D.RENAUD/D.SINISI

⑥ ⑦	OBSOLETE	187.96 [7.400]	74	191.77 [7.550]	201.93 [7.950]	209.55 [8.250]	300	1-5533286-2
		149.86 [5.900]	59	153.67 [6.050]	163.83 [6.450]	171.45 [6.750]	240	5533286-9
		111.76 [4.400]	44	115.57 [4.550]	125.73 [4.950]	133.35 [5.250]	180	5533286-6
		99.06 [3.900]	39	102.87 [4.050]	113.03 [4.450]	120.65 [4.750]	160	5533286-5
		78.74 [3.100]	31	82.55 [3.250]	92.71 [3.650]	100.33 [3.950]	128	5533286-3
		73.66 [2.900]	29	77.47 [3.050]	87.63 [3.450]	95.25 [3.750]	120	5533286-2
		60.96 [2.400]	24	64.77 [2.550]	74.93 [2.950]	82.55 [3.250]	100	5533286-1
		E	D	C	B	A	POSN	PART NUMBER

THIS DRAWING IS A CONTROLLED DOCUMENT.		DIN J. POLIGNONE 03MAR05	Tyco Electronics Corporation Harrisburg, Pa 17105-3608
DIMENSIONS: mm [INCHES]		CIK A. SHARPE 03MAR05	
TOLERANCES UNLESS OTHERWISE SPECIFIED:		APVD A. SHARPE 03MAR05	NAME ASSEMBLY, PIN, RIGHT ANGLE, HDI, LEAD-FREE, 4 ROW, WITHOUT GUIDES, 3.05[.120] SOLDER POSTS
0 PLC ± - 1 PLC ± - 2 PLC ± - 3 PLC ± 0.13 [.005] 4 PLC ± - ANGLES ± -		APPLICATION SPEC	RESTRICTED TO
MATERIAL	FINISH	WEIGHT	SIZE A1 00779 C=5533286
CUSTOMER DRAWING		SCALE 4:1	SHEET 2 OF 2 REV 01